

Getting Started: NCBRT eLearning

Participant Registration

Using Internet Explorer, type <http://www.ncbrt.lsu.edu/elearn/> into the URL box and **click** “Enter”

Where it says “Register Here,” use the mouse to **click** “Join Now”

NCBRT eLearning preparing you today for tomorrow's threats

Register Here
Members Log In | Join Now

Welcome to NCBRT eLearning

Since 1998, NCBRT has been responding to the training needs of emergency management personnel through innovative, on-site training.

Now, you have the opportunity to experience the best of both worlds: world-class NCBRT courses conducted in the privacy of your home, office, or anywhere with a computer and an internet connection.

NCBRT eLearning is designed for busy professionals like you. Your coursework can be done according to your schedule, allowing you to advance your career while still enjoying your personal life!

Benefits of NCBRT eLearning include:

- Flexibility
- Quality and Convenience
- Study At Your Own Pace
- Earn Continuing Education Credits
- Print Certificates Online
- DHS-Certified Courses

NCBRT eLearning Courses Include:

- Preparing Communities for Agroterrorism: Awareness-Level
- Prevention and Deterrence of Terrorist Acts – Law Enforcement Version
- Prevention and Deterrence – An Overview for all Disciplines

Click here to view NCBRT eLearning Demo

NCBRT eLearning
American Red Cross

Free online access to DHS-certified American Red Cross courses hosted by NCBRT
Enroll Now

★ **(Please note: In order to sign in, you must register and then obtain your log-in information sent by the NCBRT eLearning Administrator)** ★

Participant Log-In

After you receive your login credentials, click **“Members Log In”** to access the online learning system.

NCBRT eLearning preparing you today for tomorrow's threats

Home Mission Available Online Courses Contact Us Site Map NCBRT

Register Here
Members Log In | Join Now

Language: [US Flag]

Welcome to NCBRT eLearning

Since 1998, NCBRT has been responding to the training needs of emergency management personnel through innovative, on-site training.

Now, you have the opportunity to experience the best of both worlds: world-class NCBRT courses conducted in the privacy of your home, office, or anywhere with a computer and an internet connection.

NCBRT eLearning is designed for busy professionals like you. Your coursework can be done according to your schedule, allowing you to advance your career while still enjoying your personal life!

Benefits of NCBRT eLearning include:

- Flexibility
- Quality and Convenience
- Study At Your Own Pace
- Earn Continuing Education Credits
- Print Certificates Online
- DHS-Certified Courses

NCBRT eLearning Courses Include:

- Preparing Communities for Agroterrorism: Awareness-Level
- Prevention and Deterrence of Terrorist Acts – Law Enforcement Version
- Prevention and Deterrence – An Overview for all Disciplines

Click here to view NCBRT eLearning Demo

NCBRT eLearning
American Red Cross

Free online access to DHS-certified American Red Cross courses hosted by NCBRT
Enroll Now


★ **(Please note: In order to sign in, you must register and then obtain your log-in information sent by the NCBRT eLearning Administrator)** ★

Participant Log-In

(Please note: there are announcements on this page to keep participants updated)



Use the mouse to **click**
“Log-In”



NCBRT eLearning

LOG IN

Email: Password:

[Forgot Your Password?](#)

Announcements

NCBRT eLearning Network Maintenance
Please be advised that the network maintenance window is daily at 3:00 AM to 4:00 AM (CST). During this time you may experience a loss of connectivity. We appreciate your patience while we continue to service and upgrade our system.

NCBRT eLearning

Documents

- [eCore Disaster Life Support Introduction](#)
- [Getting Started with NCBRT eLearning](#)
- [NCBRT eLearning Technical Requirements](#)
- [WMD Response Guidebook](#)

Links

- [Click here for access to the transcript or certificate request form](#)
- [Click Here to Chat if you are Having Difficulties - Please Give a Valid Full Name or Email Address](#)
- [Contact Us Email](#)
- [LSU Main Site](#)
- [NCBRT eLearning Site](#)
- [NCBRT Site](#)
- [NDPC Additional eLearning](#)
- [Prior to signing in, please make sure you have most current version of Adobe Flash Player installed.](#)
- [You must use Internet Explorer.](#)

< Prev Next > **December 2010** 2009 2011

Sunday	Monday	Tuesday	Wednesday	Thursday	Friday	Saturday
28	29	30	1	2	3	4

Participant Log-In

Enter the “email address” you provided during registration and the “password” that was assigned to you.



 **NCBRT** eLearning

LOG IN

Email: Password:

[Forgot Your Password?](#)

★ *(Please note: You are not able to change your log-in information once it is sent by the NCBRT eLearning Administrator)*

Getting Started

Click “Click Here” under My Courses to get started with your coursework.

The screenshot displays the NCBRT eLearning website interface. At the top left is the FEMA logo and the NCBRT eLearning logo. In the top right corner, there is a "Participant" label. The main content area is divided into several sections:

- My Courses**: A section with a header and a description: "Click here to view a list and enter the Classrooms of all the Courses in which you are currently enrolled .". Below this description is a red button labeled "Click Here >" which is highlighted with a yellow box.
- Manage My Account**: A section with a header and a description: "Click here to manage your account details and preferences, review your Transcripts and enroll in Courses." Below this description is a red button labeled "Click Here >" on the right side.
- Communications and Collaboration**: A section with a header and a description: "Forums, Chat and Live Video". Below this description is a red button labeled "Click Here >" on the right side.
- Search Courses**: A section with a search input field and a red button labeled "Search >" on the right side.
- Logout**: A section with a text message: "To protect your privacy, you are strongly advised to logout from Campus™ before closing the browser window." Below this message is a red button labeled "Logout >" on the right side.

Selecting a Pre-test/ Module


Scroll down until you see the specific course or module you want to view.

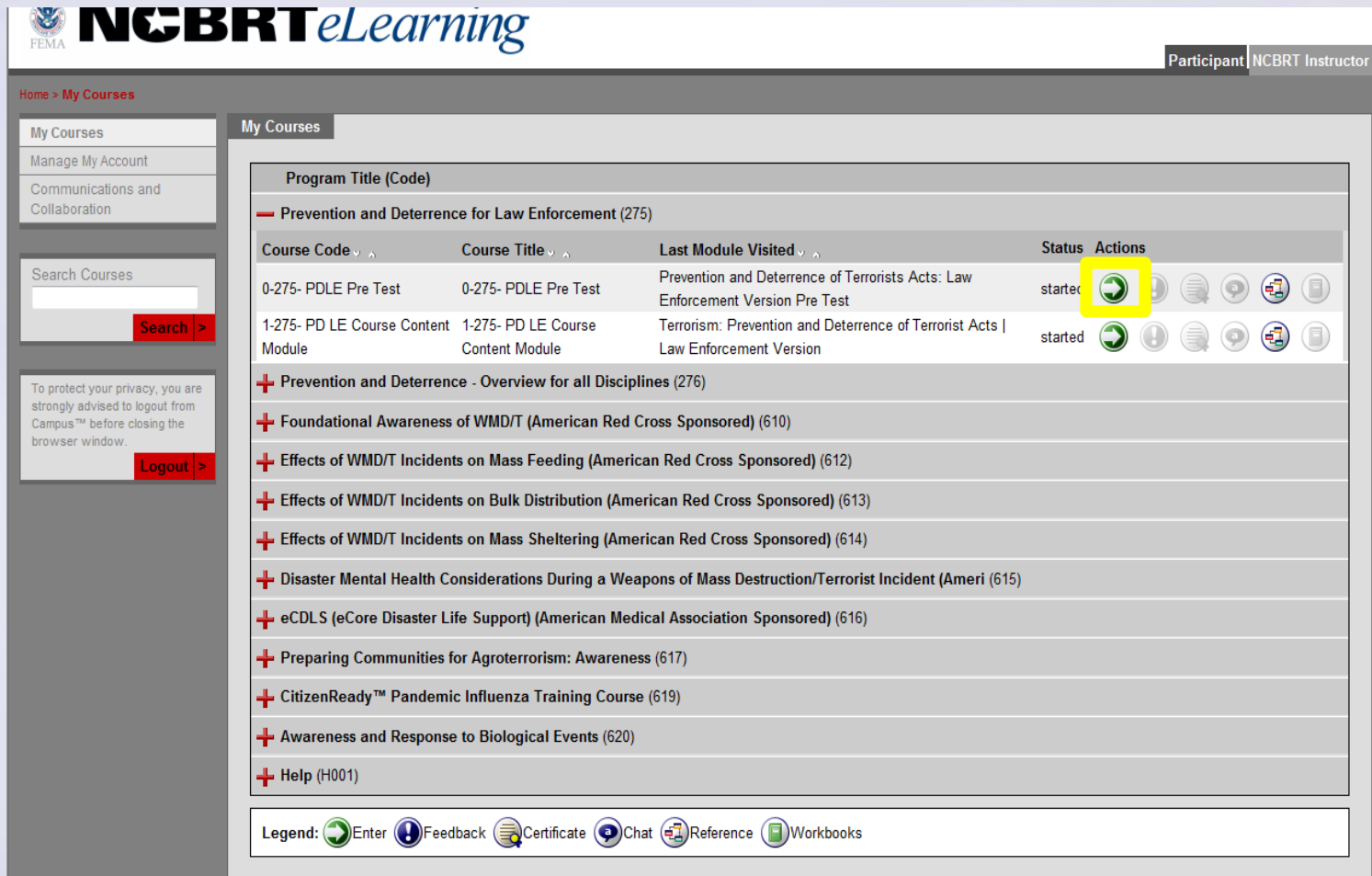
+ **Click** the red plus sign to view the course contents.

The screenshot shows the NCBRT eLearning interface. At the top left is the FEMA logo. The main header reads "NCBRT eLearning". Below this is a navigation bar with "Home > My Courses". On the left side, there is a sidebar with "My Courses" and "Manage My Account" (Communications and Collaboration). Below that is a "Search Courses" field with a red "Search >" button. At the bottom of the sidebar is a "Logout >" button. The main content area is titled "My Courses" and lists several courses. The first course, "Prevention and Deterrence for Law Enforcement (275)", is highlighted with a yellow box around its red plus sign. Other courses include "Prevention and Deterrence - Overview for all Disciplines (276)", "Foundational Awareness of WMD/T (American Red Cross Sponsored) (610)", "Effects of WMD/T Incidents on Mass Feeding (American Red Cross Sponsored) (612)", "Effects of WMD/T Incidents on Bulk Distribution (American Red Cross Sponsored) (613)", "Effects of WMD/T Incidents on Mass Sheltering (American Red Cross Sponsored) (614)", "Disaster Mental Health Considerations During a Weapons of Mass Destruction/Terrorist Incident (Ameri (615)", "eCDLS (eCore Disaster Life Support) (American Medical Association Sponsored) (616)", "Preparing Communities for Agroterrorism: Awareness (617)", "CitizenReady™ Pandemic Influenza Training Course (619)", "Awareness and Response to Biological Events (620)", and "Help (H001)". At the bottom of the course list is a "Legend" section with icons for "Enter", "Feedback", "Certificate", "Chat", "Reference", and "Workbooks". At the bottom right of the page, it says "Thinking Cap Campus™ Copyright © 2009 Agile.net Inc. Version: - 3.2.70.18247".

★ *(Please note: Once you are registered and granted access, you are automatically enrolled in each pre-test. Therefore, you are able to start wherever you choose.)* **★**

Entering In

Once you have selected your class, **click** the green arrow () next to the pre-test you want to begin



NCBRT eLearning Participant | NCBRT Instructor

Home > My Courses

My Courses

- Manage My Account
- Communications and Collaboration



Search Courses







Search >

To protect your privacy, you are strongly advised to logout from Campus™ before closing the browser window.

Logout >

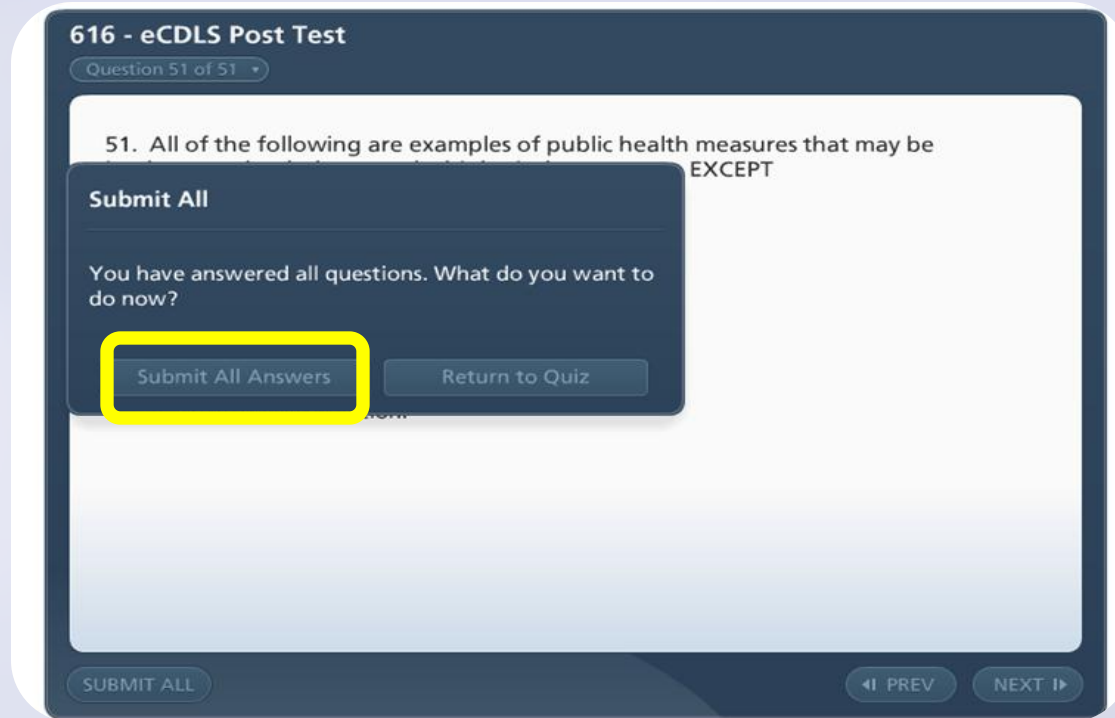
My Courses

Program Title (Code)			
- Prevention and Deterrence for Law Enforcement (275)			
Course Code	Course Title	Last Module Visited	Status Actions
0-275- PDLE Pre Test	0-275- PDLE Pre Test	Prevention and Deterrence of Terrorists Acts: Law Enforcement Version Pre Test	started 
1-275- PD LE Course Content Module	1-275- PD LE Course Content Module	Terrorism: Prevention and Deterrence of Terrorist Acts Law Enforcement Version	started 
+ Prevention and Deterrence - Overview for all Disciplines (276)			
+ Foundational Awareness of WMD/T (American Red Cross Sponsored) (610)			
+ Effects of WMD/T Incidents on Mass Feeding (American Red Cross Sponsored) (612)			
+ Effects of WMD/T Incidents on Bulk Distribution (American Red Cross Sponsored) (613)			
+ Effects of WMD/T Incidents on Mass Sheltering (American Red Cross Sponsored) (614)			
+ Disaster Mental Health Considerations During a Weapons of Mass Destruction/Terrorist Incident (Ameri (615)			
+ eCDLS (eCore Disaster Life Support) (American Medical Association Sponsored) (616)			
+ Preparing Communities for Agroterrorism: Awareness (617)			
+ CitizenReady™ Pandemic Influenza Training Course (619)			
+ Awareness and Response to Biological Events (620)			
+ Help (H001)			

Legend:  Enter  Feedback  Certificate  Chat  Reference  Workbooks

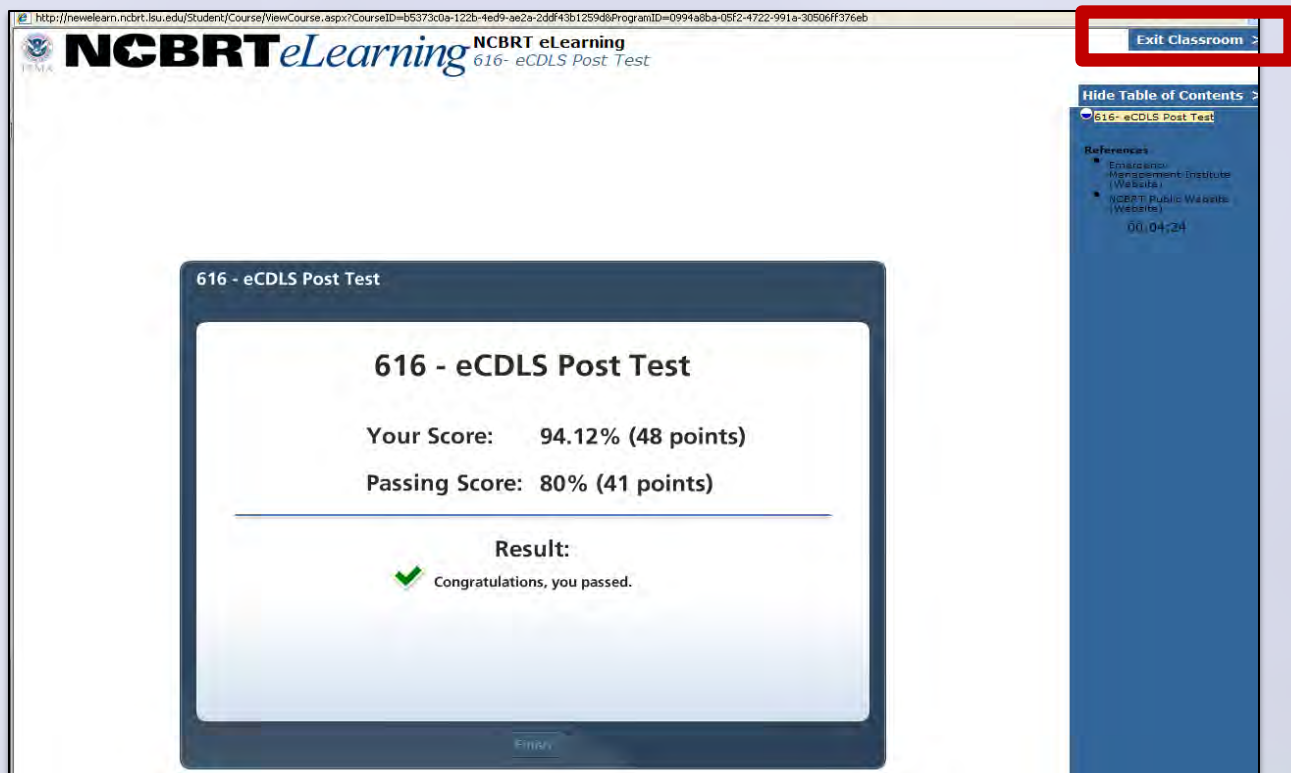
Submitting Answers

At the end of your test, **click** “Submit All Answers.”



Exit Classroom

This is where your score will appear.
In order to exit the course correctly, **click** “Exit Classroom”
at the top right of the classroom window.



The screenshot displays the NCBRT eLearning interface. At the top, the URL is <http://newlearn.ncbrrt.lsu.edu/Student/Course/ViewCourse.aspx?CourseID=b5373c0a-122b-4ed9-aa2a-2ddf43b1259d&ProgramID=0994a8ba-05f2-4722-991a-30506ff376eb>. The page title is "NCBRT eLearning 616- eCDLS Post Test". In the top right corner, a blue button labeled "Exit Classroom" is highlighted with a red rectangular box. The main content area features a dark blue header for "616 - eCDLS Post Test" and a white box containing the following information:

616 - eCDLS Post Test

Your Score: 94.12% (48 points)

Passing Score: 80% (41 points)

Result:

✔ Congratulations, you passed.

At the bottom of the white box is a small "Finish" button. On the right side of the interface, there is a blue sidebar with a "Hide Table of Contents" button and a list of references including "Emergency Management Institute (Website)" and "NCBRT Public Website (Website)".

Updating Status

This screen is very important to ensure that your scores are being added to your transcript.

The screenshot shows the NCBRT eLearning interface. At the top left is the FEMA logo and the text "NCBRT eLearning". At the top right, it says "Logged in as: ljones@ncbrt.isu.edu" and "Participant". Below the header, there is a navigation menu with "Home" and "My Courses". The main content area is titled "My Courses" and contains a large box labeled "Updating Status ...". On the left side, there is a sidebar with a "My Courses" menu, a "Search Courses" input field with a "Search >" button, and a "Logout >" button. A privacy notice is also visible in the sidebar.

Home = My Courses

My Courses

Updating Status ...

Search Courses

Search >



















Logout >

To protect your privacy, you are strongly advised to logout from Campus™ before closing the browser window.

Thinking Cap Campus™ Copyright © 2009 Agile.net Inc. Version: - 3 1.3379.20554

Accessing/Printing your Certificate

Once your certificate icon becomes available, **click** on the “certificate” icon next to the post-test.

eCDLS (eCore Disaster Life Support) (American Medical Association Sponsored)				
0-616- eCore Disaster Life Support Introduction	0-616- eCore Disaster Life Support Introduction	eCDLS Course Introduction	completed	  
0-616- eCore Disaster Life Support Pre Test	0-616- eCore Disaster Life Support Pre Test	616- eCDLS PreTest	completed	  
1-616- eCDLS Course Content Module	1-616- eCDLS Course Content Module	Overview	completed	  
2-616- eCore Disaster Life Support Post Test	2-616- eCore Disaster Life Support Post Test	616- eCDLS Post Test	completed	  
3-616- eCDLS Feedback and CME Request	3-616- eCDLS Feedback and CME Request	eCDLS Post Course Module	completed	  
616Help- How to enroll	616 Help- How to enroll	How to enroll in a course	completed	  

Printing Certificate

Once the certificate loads, you will be able to print your certificate. **Click** the “Printer” icon at the top left hand corner of the certificate screen.



Questions or Comments

If you follow the steps provided, you will be able to successfully complete your courses.

If you have any questions or comments, please email us at elearn@ncbrt.lsu.edu or please call 1-866-221-1083.